

ИНСТРУМЕНТЫ

Дизайн-системы.

Создание и использование.



Андрей Геранин

UI/UX Дизайн, ИММиКН ЮФУ, 2021

- iOS
 - Interface Essentials
 - App Architecture
 - User Interaction
 - System Capabilities
 - Visual Design
 - Icons and Images
 - Bars
 - Views
 - Controls
 - Extensions
- macOS
- tvOS
- watchOS
- Technologies



iOS Design Themes

As an app designer, you have the opportunity to deliver an extraordinary product that rises to the top of the App Store charts. To do so, you'll need to meet high expectations for quality and functionality.

Three primary themes differentiate iOS from other platforms:

Elastic UI

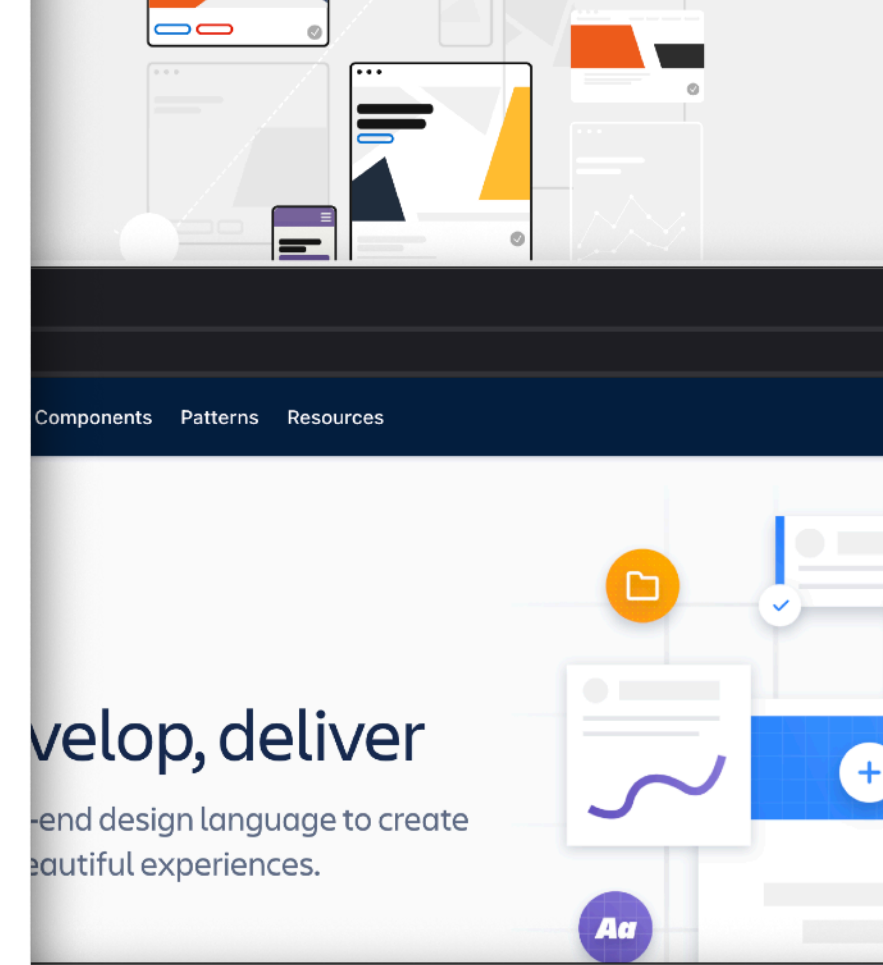
The framework powering the Elastic Stack

The Elastic UI framework (EUI) is a design library in use at Elastic to build internal products that need to share our aesthetics. It distributes UI React components and static assets for use in building web layouts.

- [Getting started](#)
- [What's new](#)
- [Contributing](#)



- Accessible to everyone**
Uses high contrast, color-blind safe palettes and tested with most assistive technology.
- Flexible and composable**
Configurable enough to meet the needs of a wide array of contexts while maintaining brand and low-level consistency.
- Well documented and tested**
Code is friendly to the novice and expert alike.




Develop, deliver

...end design language to create beautiful experiences.

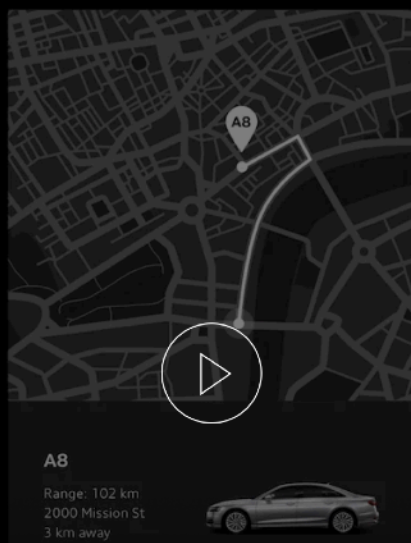
Design guidance and

Use our most popular design and development



Material Design guidelines

- Search
- Fundamentals
- Brand Appearance
- Basics
- Show all Guides
- User Interface
 - UI Introduction**
 - UX Paradigms
 - Responsive UI
 - Form Tool
 - Components
 - Icon Library
 - UI Animation
 - Browser Support

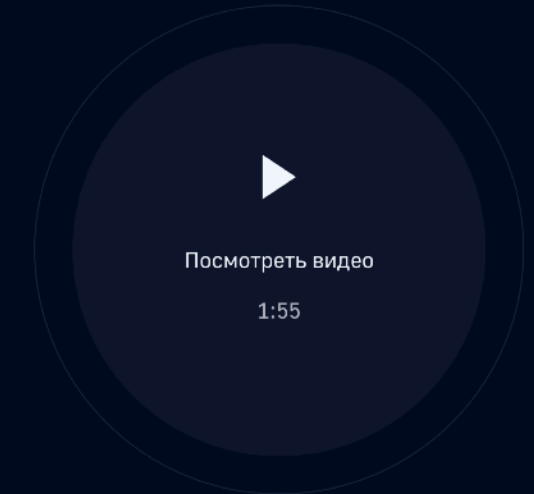


Gov.design

Дизайн государственных систем России

Миссия по созданию единой дизайн-системы для электронных ресурсов страны. Gov.design — важная часть проекта Минкомсвязи по развитию государственной веб-экосистемы. Здесь мы будем разрабатывать единый стандарт и выставлять его элементы на обсуждение для дальнейшего улучшения.

- [Стандарт](#)
- [Перейти на GitHub](#)




Blings Design System


biings-ds

Biings Design system

Biings DS is a series of assets and guidelines for building consistent user experiences at Biings. This design system is open-source under a CC BY 4.0 License.



Foundation
Content, Layout, Color, etc

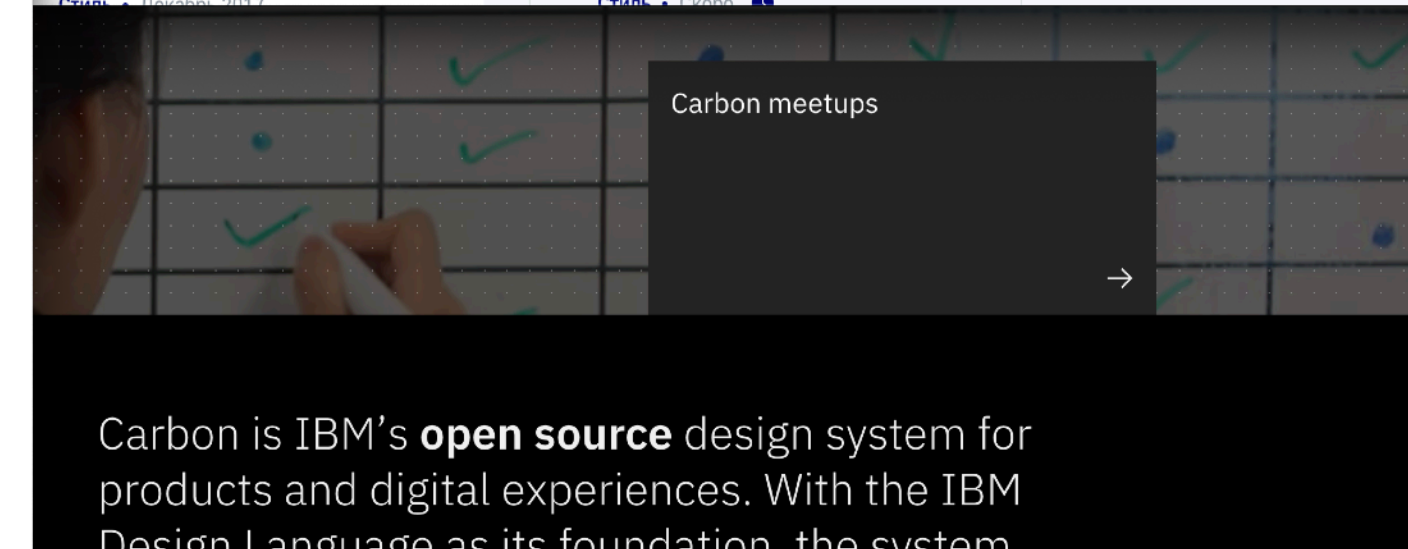
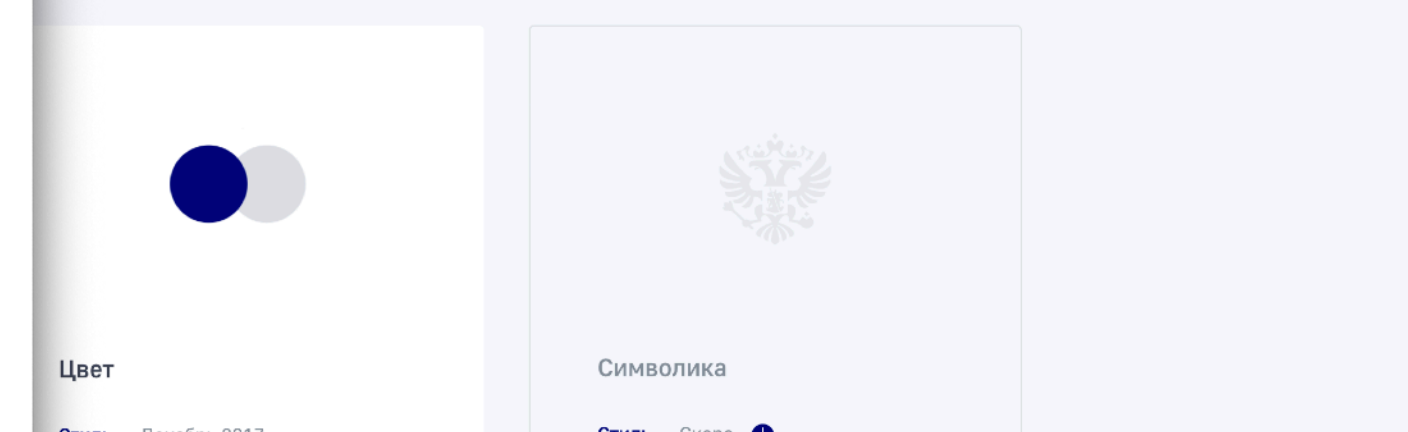


Components
All you need to build your UIs

`npm v1.50.2` / [Release Notes](#)

Quick start

- 1) Install BDS in your project using the npm package `biings-ds`.



Carbon meetups

Carbon is IBM's **open source** design system for products and digital experiences. With the IBM Design Language as its foundation, the system

Components Overview

Components Overview

antd provides plenty of UI components to enrich your web applications, and we will improve components experience consistently. We also recommend some great [Third-Party Libraries](#) additionally.

Search in components

General 3

Button

Icon

Typography

Layout 4


Divider

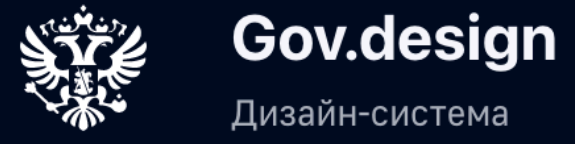
Grid

Layout

Space

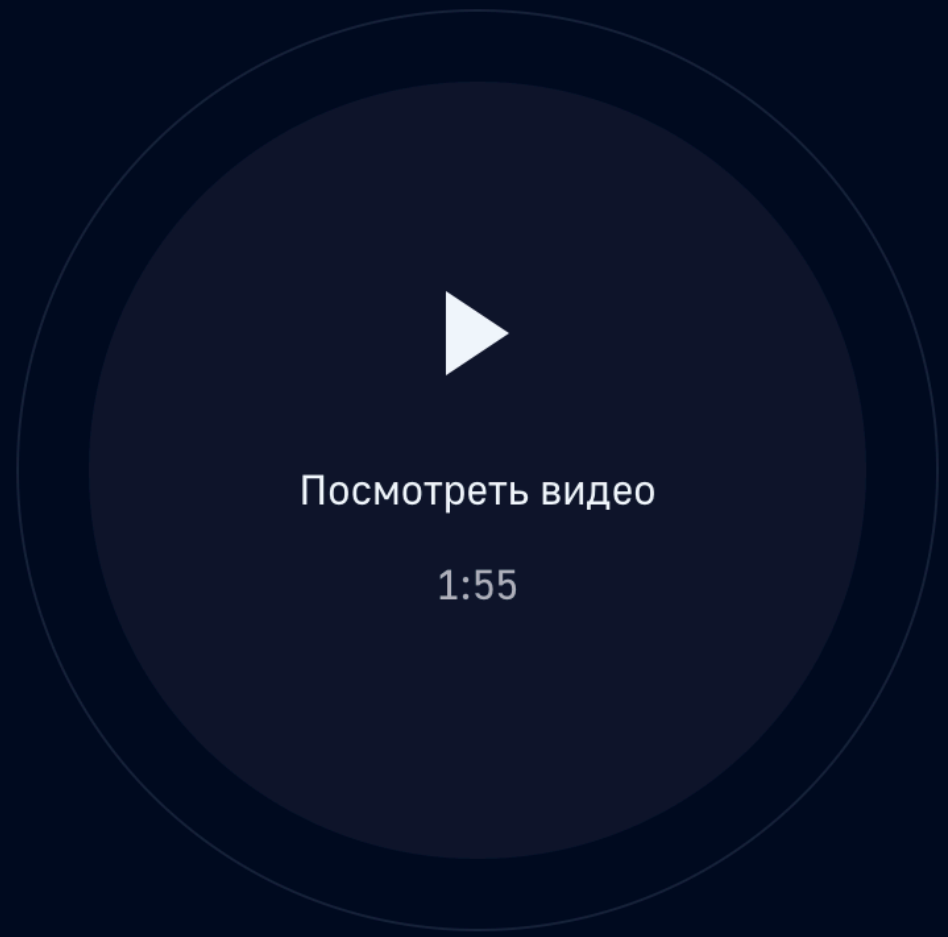
- General
- Button
- Icon
- Typography
- Layout
- Divider
- Grid
- Layout
- Space
- Navigation
- Affix
- Breadcrumb
- Dropdown
- Menu
- PageHeader





Дизайн государственных систем России

Миссия по созданию единой дизайн-системы для электронных ресурсов страны. Gov.design — важная часть проекта Минкомсвязи по развитию государственной web-экосистемы. Здесь мы будем разрабатывать единый стандарт и выставлять его элементы на обсуждение для дальнейшего улучшения.



[Стандарт](#)

[Перейти на GitHub](#)



Типографика

Стиль • Декабрь 2017



Цвет

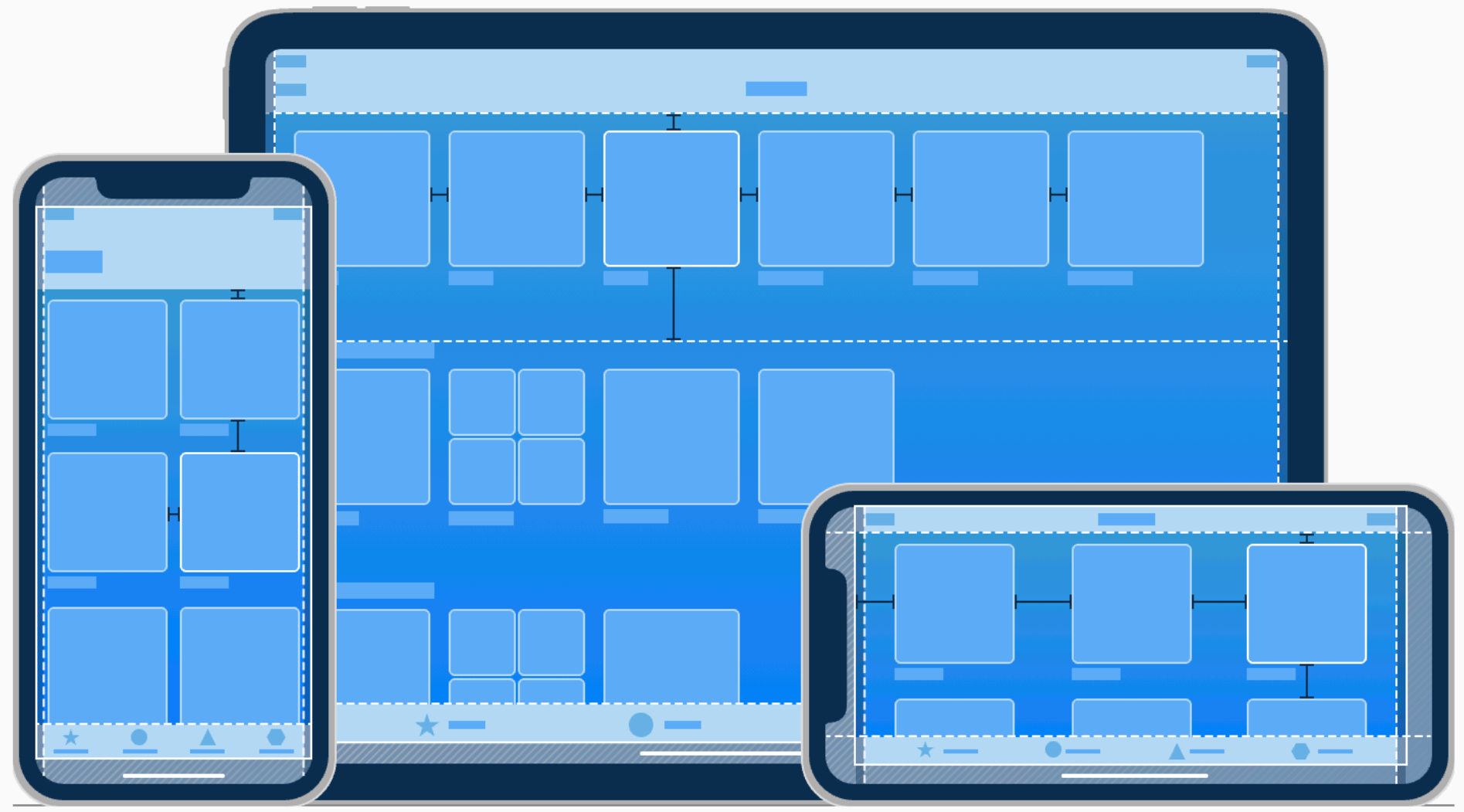
Стиль • Декабрь 2017



Символика

Стиль • Скоро

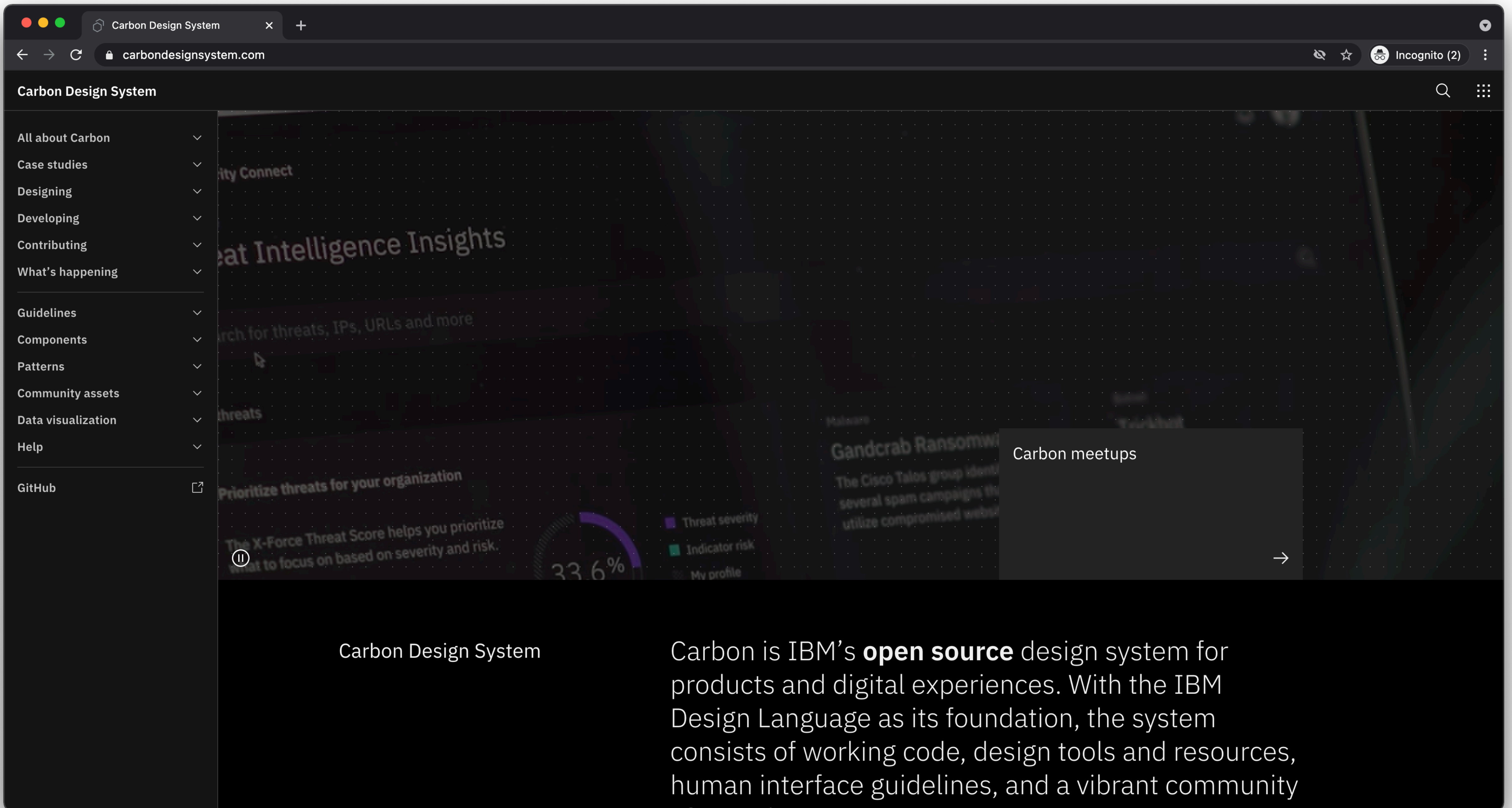
- ▼ iOS
 - Themes
 - Interface Essentials
 - > App Architecture
 - > User Interaction
 - > System Capabilities
 - > Visual Design
 - > Icons and Images
 - > Bars
 - > Views
 - > Controls
 - > Extensions
 - macOS
 - tvOS
 - watchOS
 - > Technologies



iOS Design Themes

As an app designer, you have the opportunity to deliver an extraordinary product that rises to the top of the App Store charts. To do so, you'll need to meet high expectations for quality and functionality.

Three primary themes differentiate iOS from other platforms:



- All about Carbon
- Case studies
- Designing
- Developing
- Contributing
- What's happening
- Guidelines
- Components
- Patterns
- Community assets
- Data visualization
- Help
- GitHub

Great Intelligence Insights

Search for threats, IPs, URLs and more

Prioritize threats for your organization

The X-Force Threat Score helps you prioritize what to focus on based on severity and risk.

33.6%

Threat severity

Indicator risk

My profile

Gandcrab Ransomware

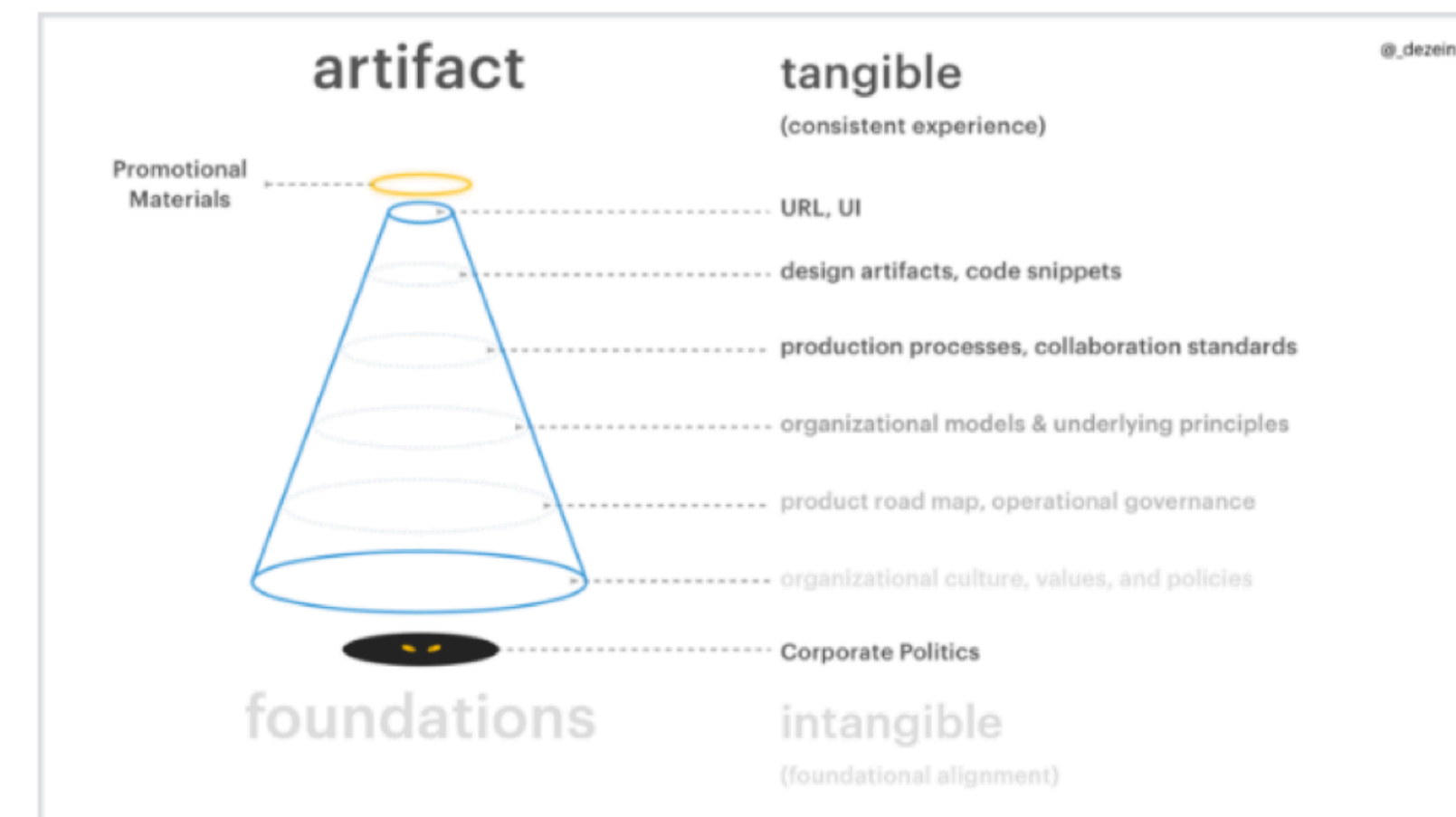
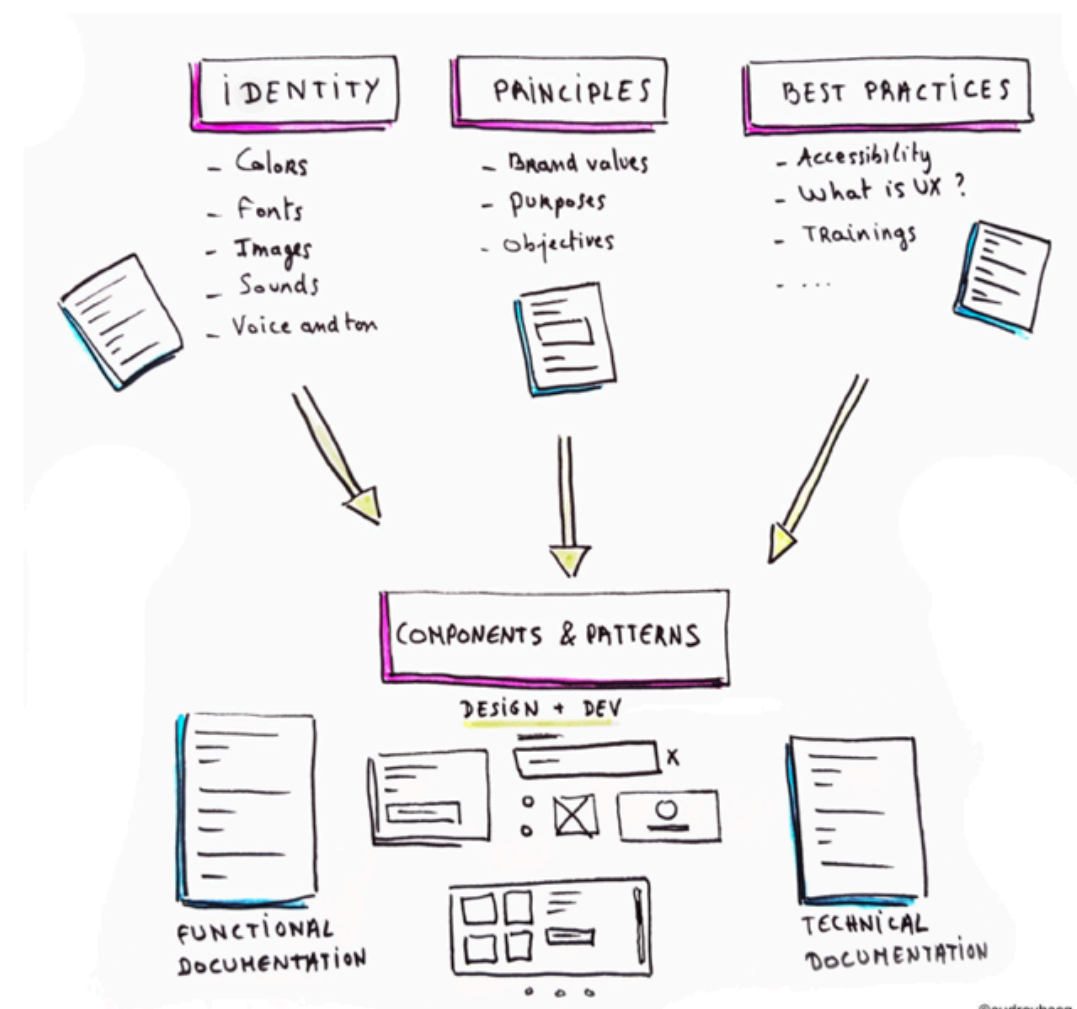
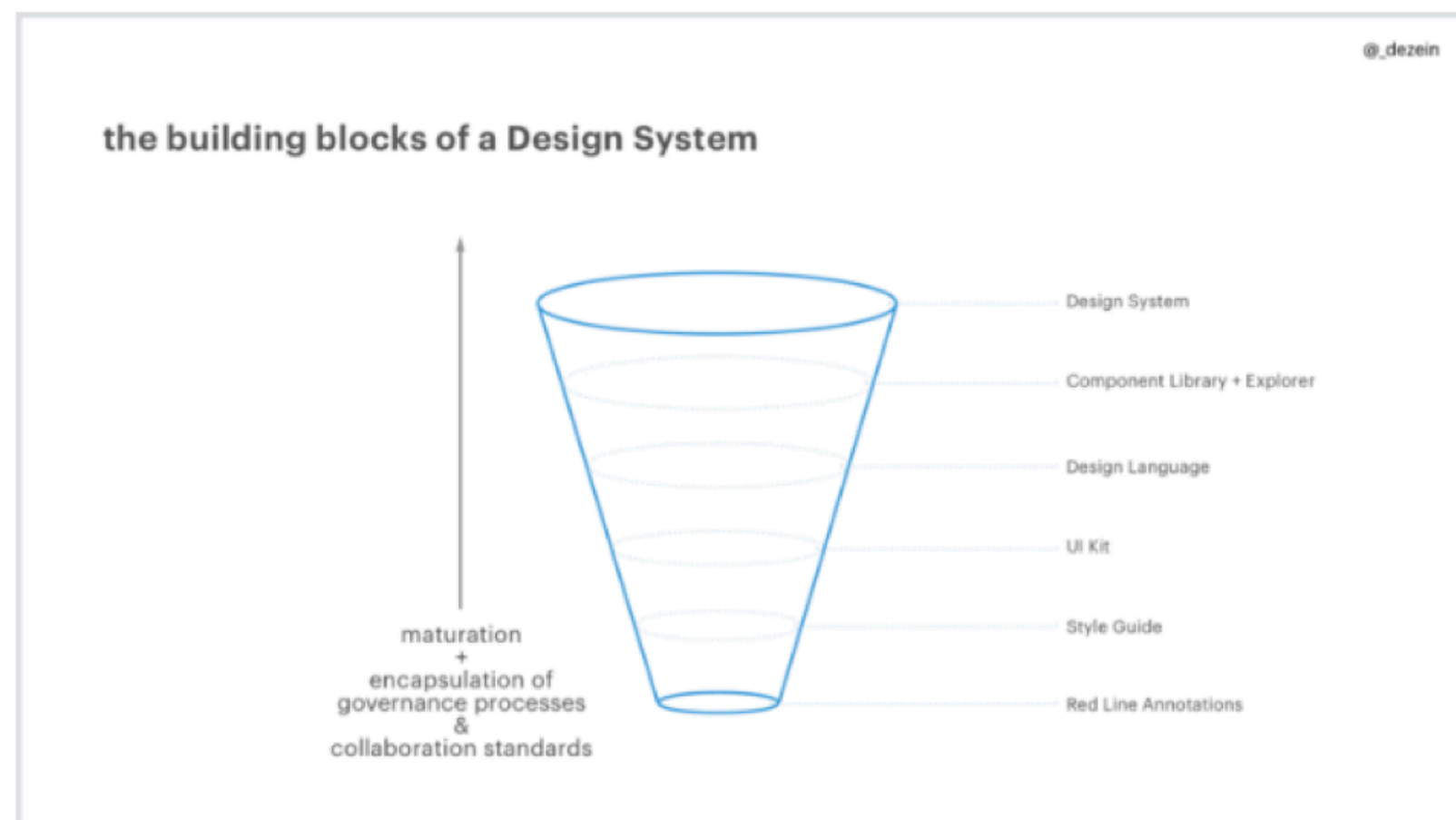
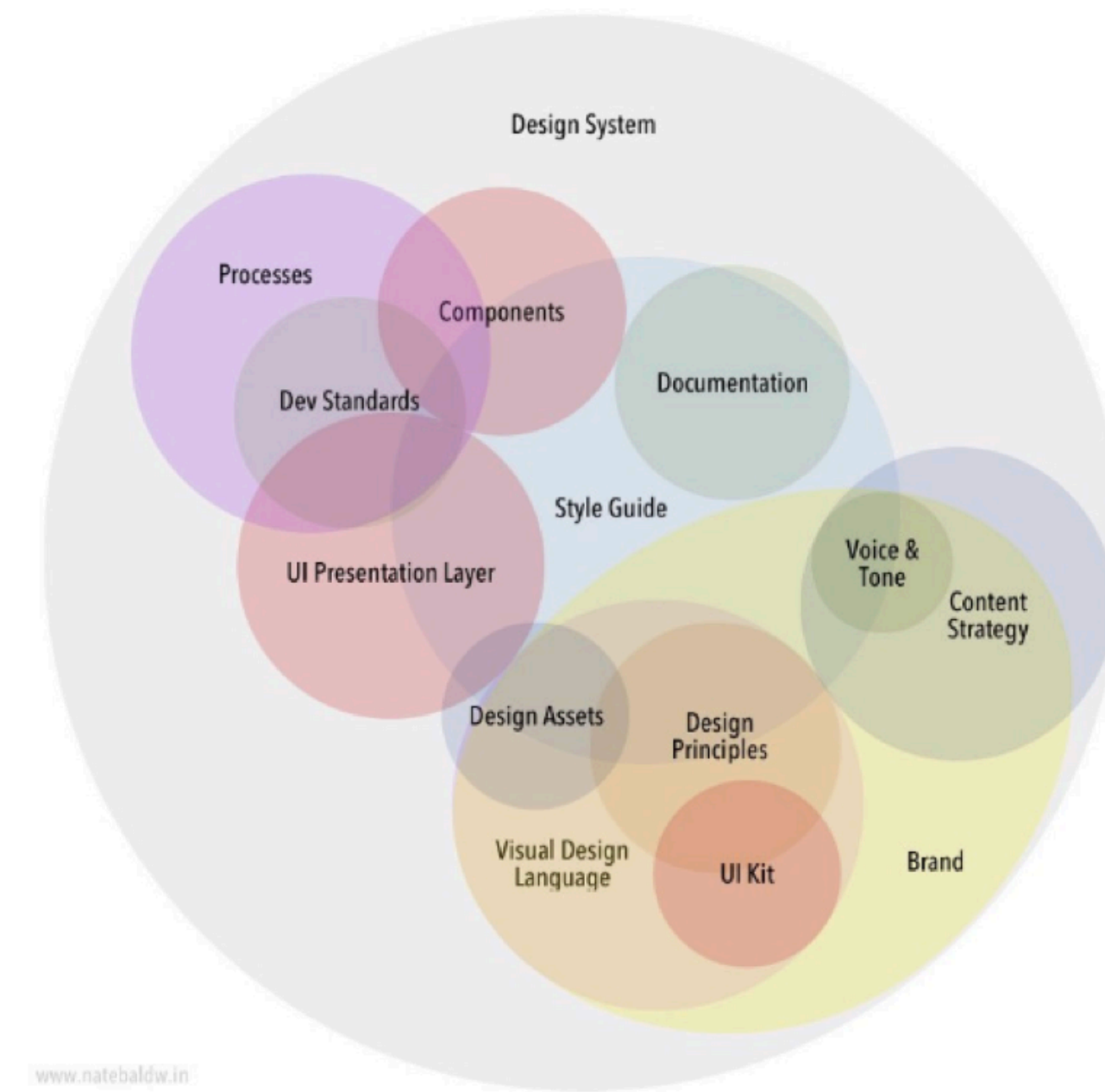
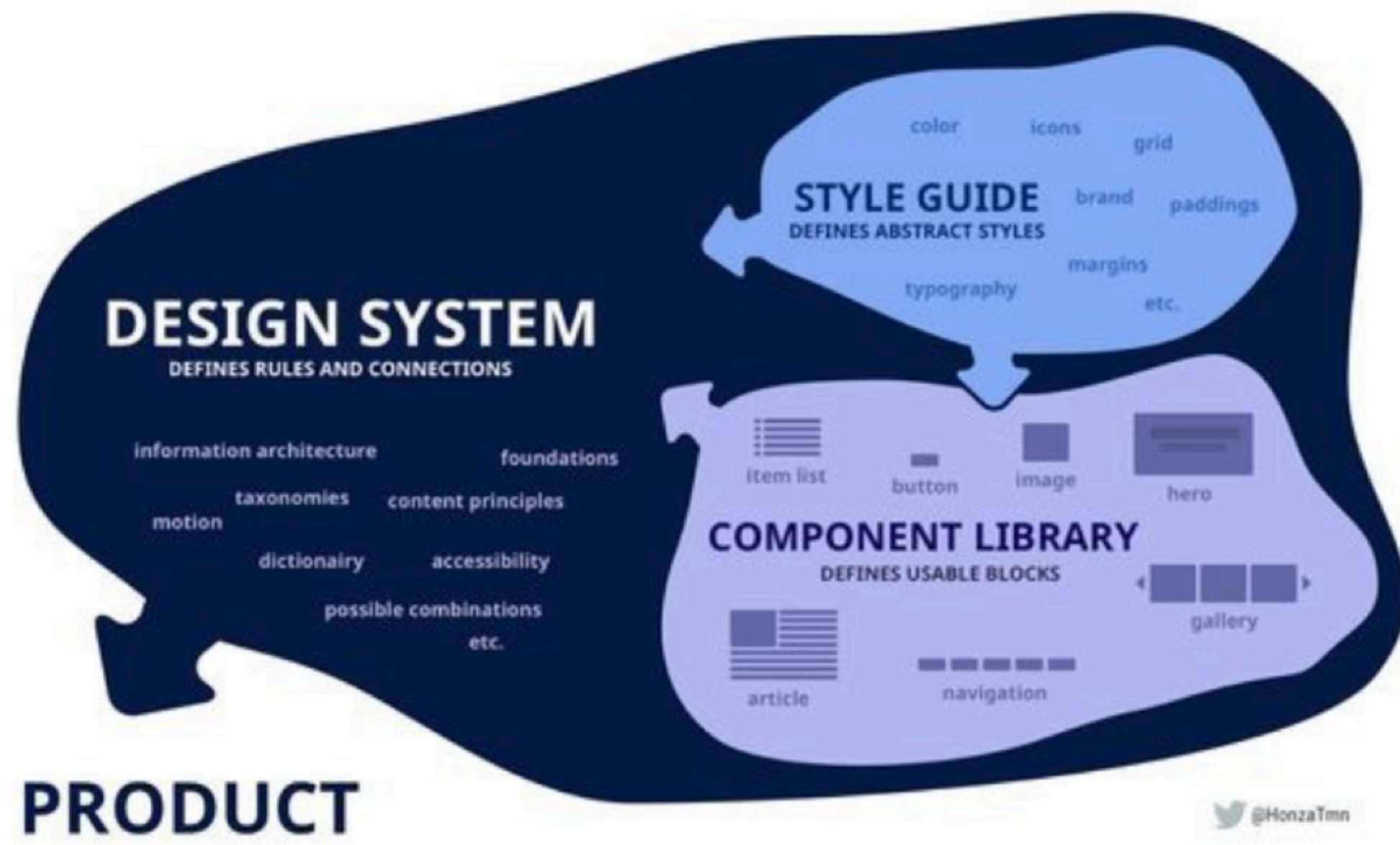
The Cisco Talos group identified several spam campaigns that utilize compromised web...

Carbon meetups

Carbon Design System

Carbon is IBM's **open source** design system for products and digital experiences. With the IBM Design Language as its foundation, the system consists of working code, design tools and resources, human interface guidelines, and a vibrant community

Что это такое?



ДИЗАЙН-СИСТЕМА ЭТО

Набор компонентов, правил, предписаний и инструментов

- **Дизайн-язык, правила коммуникации.**
- **Переиспользуемые базовые единицы, цвета, стили и компоненты в виде кода.**
- **Сопутствующая документация рассказывает о том как использовать и развивать систему.**

Зачем нужно?

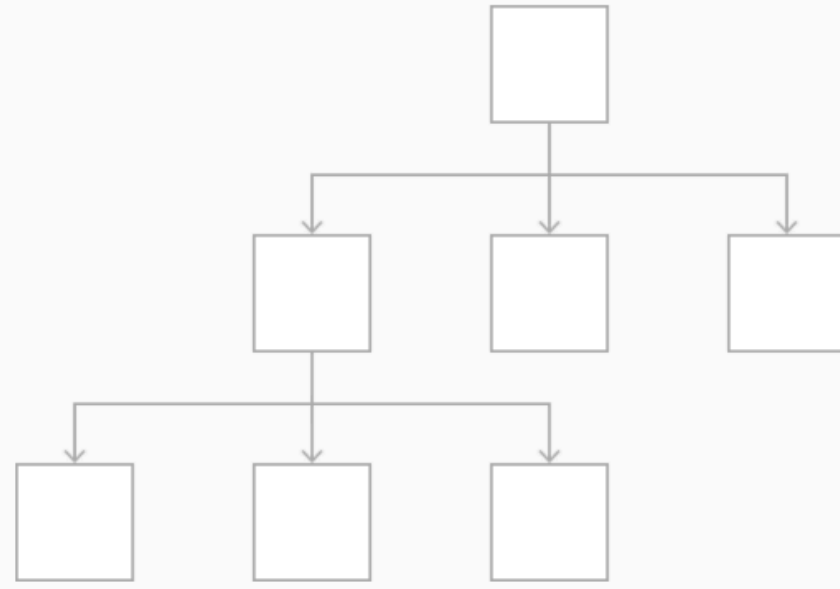
ДИЗАЙН-СИСТЕМА НУЖНА ЧТОБЫ

Делать продукт понятнее пользователю и ускорять разработку

1. **Продукт станет более предсказуем и доступен для пользователя.**
2. **Дизайнеры и разработчики смогут мыслить шире и станут тратить меньше времени на рутину.**

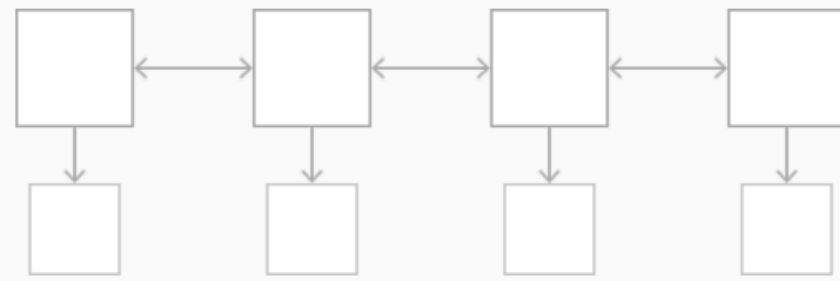
Hierarchical Navigation

Make one choice per screen until you reach a destination. To go to another destination, you must retrace your steps or start over from the beginning and make different choices. Settings and Mail use this navigation style.



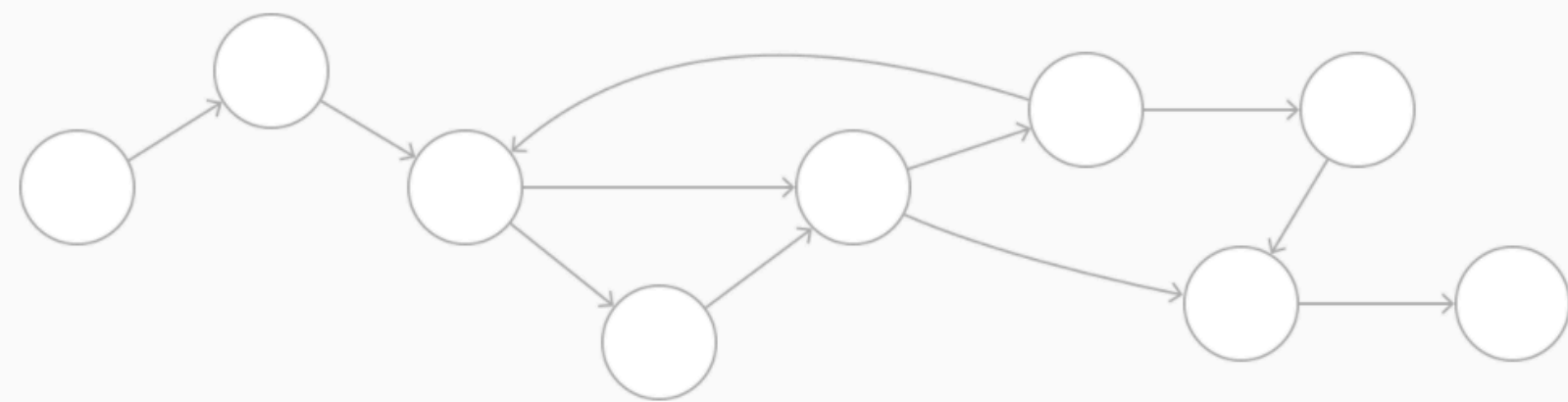
Flat Navigation

Switch between multiple content categories. Music and App Store use this navigation style.



Content-Driven or Experience-Driven Navigation

Move freely through content, or the content itself defines the navigation. Games, books, and other immersive apps generally use this navigation style.



Always provide a clear path. People should always know where they are in your app and how to get to their next destination. Regardless of navigation style, it's essential that the path through content is logical, predictable, and easy to follow. In general, give people one path to each screen. If they need to see a screen in multiple contexts, consider using an action sheet, alert, popover, or modal view. To learn more, see [Action Sheets](#), [Alerts](#), [Popovers](#), and [Modality](#).

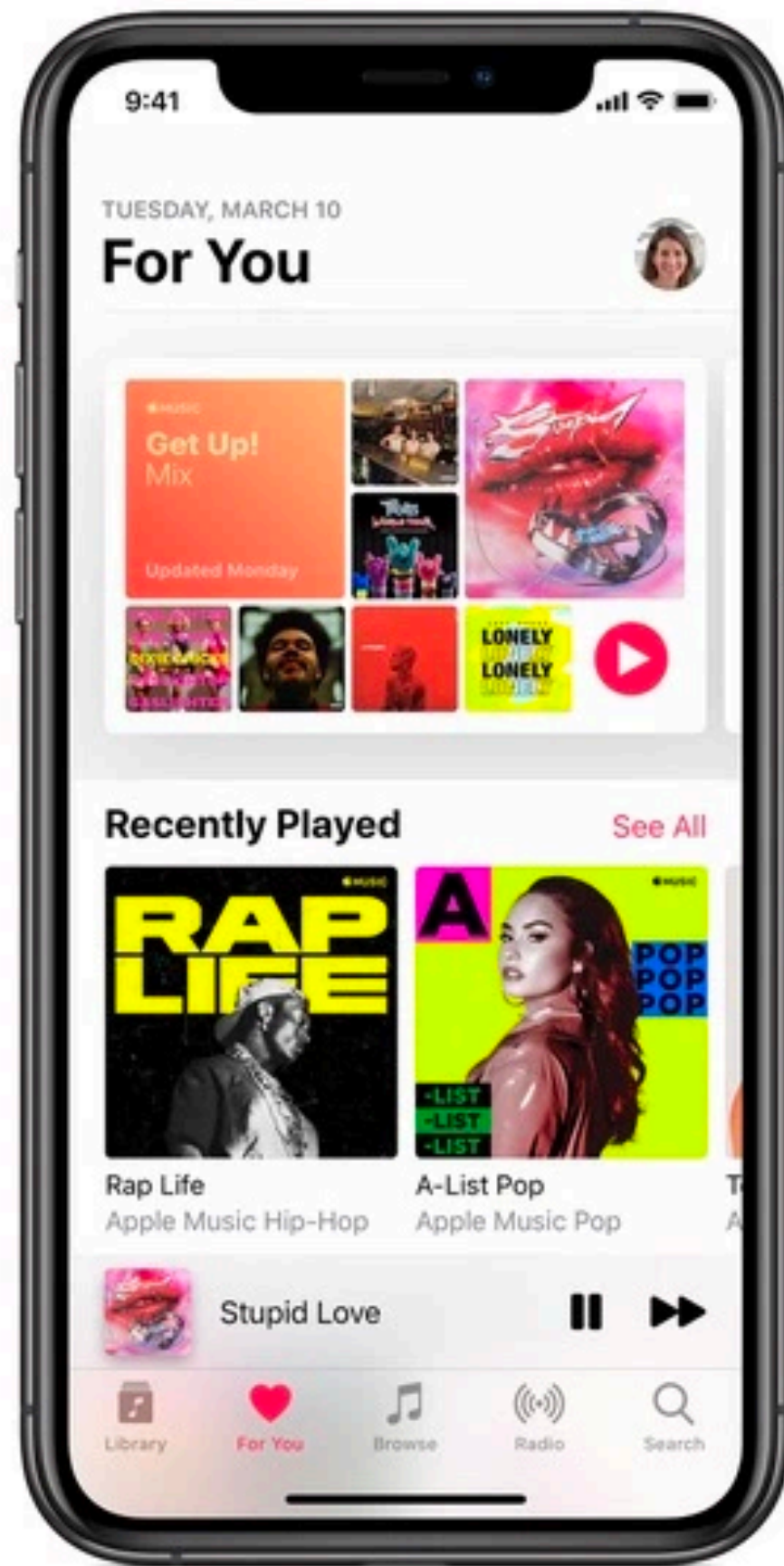
Design an information structure that makes it fast and easy to get to content. Organize your information structure in a way that requires a minimum number of taps, swipes, and screens.

Use touch gestures to create fluidity. Make it easy to move through your interface with minimum friction. For example, you could let people swipe from the side of the screen to return to the previous screen.

Use standard navigation components. Whenever possible, use standard navigation controls such as page controls, tab bars, segmented controls, table views, collection views, and split views. Users are already familiar with these controls, and will intuitively know how to get around your app.

Use a navigation bar to traverse a hierarchy of data. The navigation bar's title can show the current position in the hierarchy, and the back button makes it easy to return to the previous location. For specific guidance, see [Navigation Bars](#).

Use a tab bar to present peer categories of content or functionality. A tab bar lets people quickly and easily switch between categories, regardless of the current location. For specific guidance, see [Tab Bars](#).



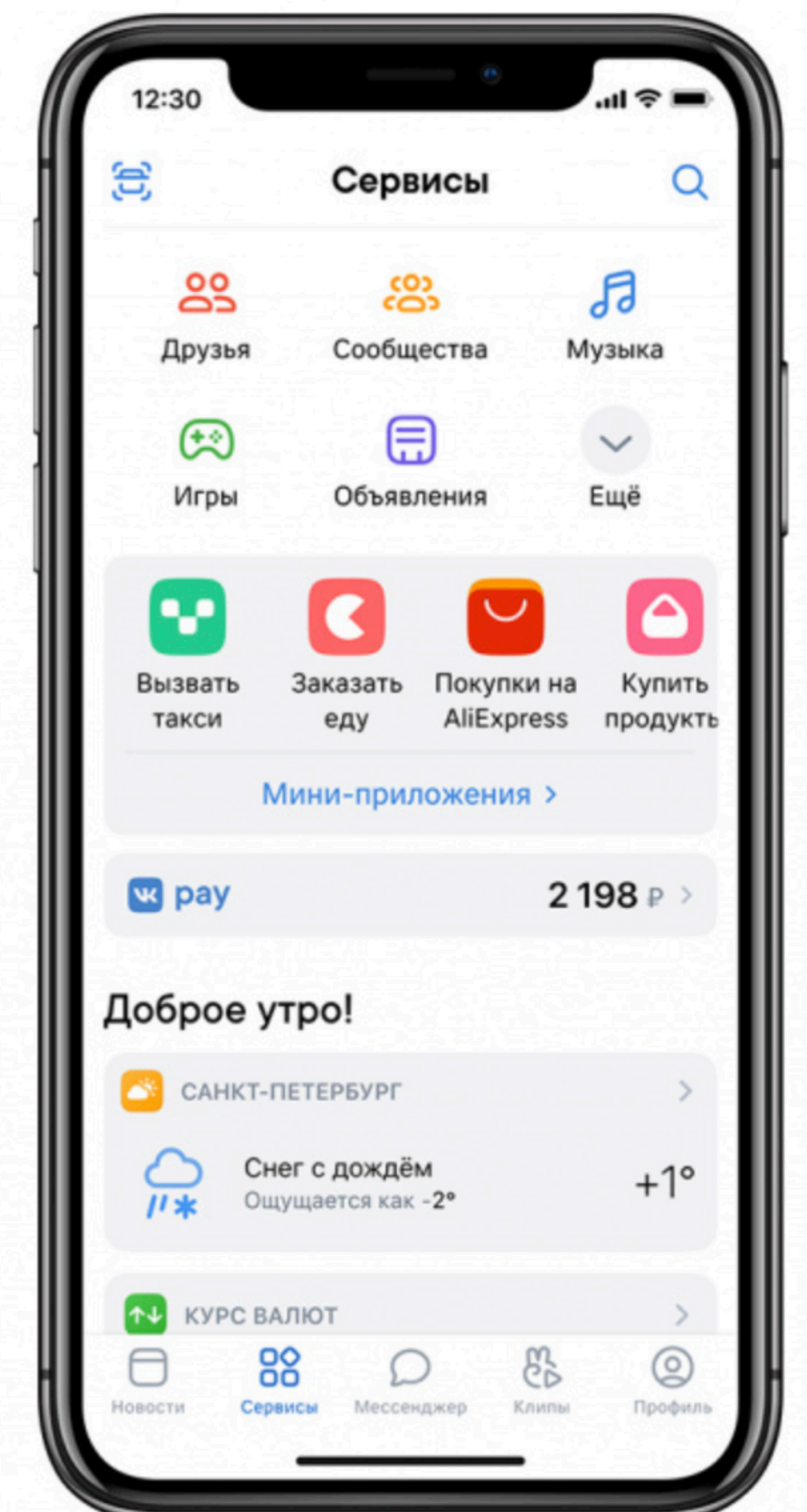
Apple Music



App Store

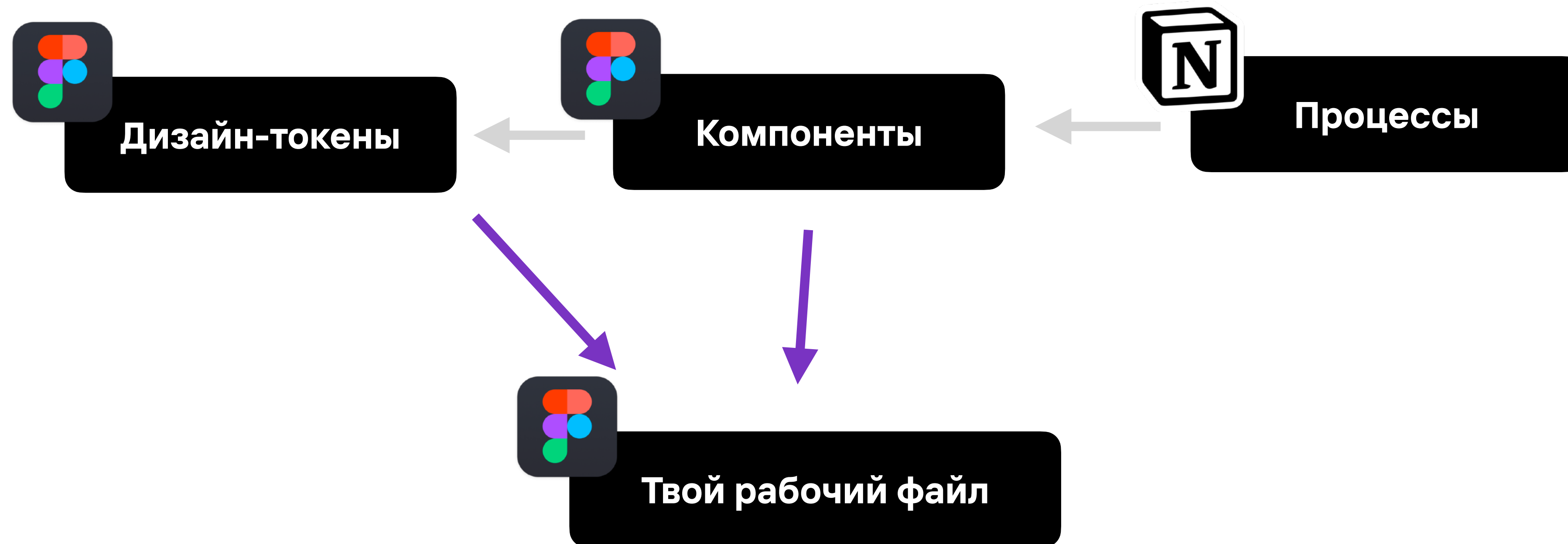


Instagram



VK

А дизайн-система в Figma это...



ДИЗАЙН-ТОКЕНЫ

Color tokens

Solid or Gradients



Typography tokens

Font-families, font-weights and letter-spacing consistently

Heading 1

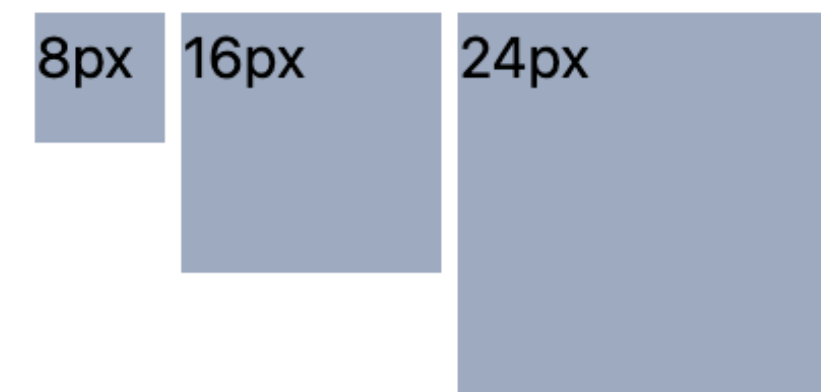
Heading 2

Heading 3

Paragraphy

Utils

Spacing, Radius and Shadow



Примеры дизайн-токенов

```
{  
  "global": {  
    "type": "token",  
    "category": "typography"  
  },  
  "aliases": {  
    "TYPE_SIZE_SM": {  
      "value": "14px"  
    },  
    "TYPE_SIZE_MD": {  
      "value": "25px"  
    },  
    "TYPE_SIZE_LG": {  
      "value": "44px"  
    }  
  },  
}
```

Токены в виде JSON

Примеры дизайн-токенов

ДИЗАЙН-ТОКЕНЫ

Цвета

Используемые в продукте цвета, гайдлайны по взаимному использованию и доступности.

Colors

Gray



Black



Blue



Indigo



Green



Red



Yellow



Orange



Colors



White

Background (BG)



Gray 50

Currently, not using



Gray 100

Border on White, BG and inputs



Gray 150

Border on Gray 50



Gray 200

Icons on White



Gray 300

Icons on Gray 100



Gray 400

Caption on White



Gray 500

Text



Gray 600

Editor Background



Black 100

Text on Black400, tooltips BG, icons in inputs



Black 200

Caps on Black400



Black 300

Main text



Black 400

Background



Blue 100

Hover on Grey Tags



Blue 200

On Gray with transparency, like in a dropdown



Blue 300

Action color



Blue 400

Hover on Action button



Blue 500

Pressed Action button










ДИЗАЙН-ТОКЕНЫ

Отступы и базовые единицы

Базовые единицы (штуки которому всё кратно),
построенная на них сетка отступов.

Spacing scale

Use the spacing scale when building individual components. It includes small increments needed to create appropriate spatial relationships for detail-level designs. This scale is applied and used within all Carbon components.

Token	rem	px	Example
<code>\$spacing-01</code>	0.125	2	
<code>\$spacing-02</code>	0.25	4	
<code>\$spacing-03</code>	0.5	8	
<code>\$spacing-04</code>	0.75	12	
<code>\$spacing-05</code>	1	16	
<code>\$spacing-06</code>	1.5	24	
<code>\$spacing-07</code>	2	32	
<code>\$spacing-08</code>	2.5	40	
<code>\$spacing-09</code>	3	48	

ДИЗАЙН-ТОКЕНЫ

Типографика

Сетка размеров используемых в продукте шрифтов,
правила верстки текстов.

Typography

H1 • Bold

H2 • Bold

H3 • Bold

H3 • DemiBold

H3 • Regular

H4 • Bold

H4 • DemiBold

H4 • Regular

H5 • Bold

H5 • DemiBold

H5 • Regular

H6 • DemiBold

H6 • Regular

Subhead • DemiBold

Subhead • Regular

Body • DemiBold

Body • Regular

CAPS • DEMIBOLD

CAPS • REGULAR

H4 • Bold

H4 • De

H5 • Bold

H5 • Dem

H6 • DemiBold

H6 • Regu

Subhead • DemiBold

Subhead • R

Body • DemiBold

Body • Regul

CAPS • DEMIBOLD

CAPS • REGUL

Caption • DemiBold

Caption • Regul

Tiny • DemiBold

Tiny • Regular

Button • DemiBold

Blog Body • Regular

Blog Body •

Blog Body Small • Regular


Blog Body Sm

ДИЗАЙН-ТОКЕНЫ


Модульные сетки

Сетки организации пространства для разных размеров экранов. Построены на базовых единицах.


Экран компьютера



Планшет



Телефон



Компоненты

КОМПОНЕНТЫ

Компоненты – структурные единицы системы

Компонентами могут быть атомы,

SEARCH THE SITE

LABEL

ENTER KEYWORD

INPUT

SEARCH

BUTTON

ATOM

КОМПОНЕНТЫ

Компоненты – структурные единицы системы

Компонентами могут быть **атомы**, собранные из атомов
молекулы

SEARCH THE SITE

ENTER KEYWORD


SEARCH

Молекула

КОМПОНЕНТЫ

Компоненты – структурные единицы системы

Компонентами могут быть **атомы**, собранные из атомов **молекулы** и построенные из молекул **организмов**.



[Home](#) [About](#) [Blog](#) [Contact](#)

SEARCH THE SITE

ENTER KEYWORD

SEARCH

Организм

Простые компоненты

Inputs

Description

Title

Option 2 ^

Option 1

Option 2

Option 3

Option 4

Password

Don't show experience level

Don't show experience level

Important note



Wishlist v

Wishlist v

Wishlist ^

Wishlist

Applied

Inputs

Title


Title

Option v

Card Number

..... MM / YY CVC

Accent Color



Upload photo

Title

B I U S

Text

Password

What about money back? v

Buttons

Normal Hover Active Disabled Saving/Loading

Button	Button	Button	Button	Button
...		
Button	Button	Button	Button	Button
Button	Button	Button	Button	Button
↑ Button				
↑ Button				
↑ Button				

Share Share Share

Button

+ Button

...

Button

Комплексные компоненты

Navbars

resume.io Resume ▾ Cover Letter ▾ Write a Resume ▾ FAQ | Log In Sign Up

resume.io Templates ▾ Examples ▾ Write a Resume ▾ FAQ | Log In Sign Up

resume.io Upgrade Now Dashboard Job Tracking Tools ▾ | Tikhon Belousko ▾

resume.io Dashboard Job Search Updates Upgrade to Pro | Tikhon Belousko ▾

resume.io

resume.io

resume.io Create resume — 2 Choose plan — 3 Payment details — 4 Download resume

Chapter 3: Four a+ examples for writing education on your resume Build Your Resume

resume.io

resume.io

resume.io Choose pricing plan

resume.io

Blog

Pros

- The most common type of resume and familiar to employers;
- Hundreds of templates;
- Good if you have a lot of work experience;
- Highlights career trajectory.


Cons

- Popularity makes it harder to stand out;
- Not the most creative of resume formats;
- Exposes gaps in employment history;
- Not good if you change jobs a lot.

Only 2% of CVs make it past the first round. Be in the top 2%
Use professional field-tested resume templates that follow the exact 'resume rules' employers look for. Easy to use & done within minutes - try now for free!
[Build your resume in 15 minutes >](#)

Land your dream job with our professional resume



[Build Your Resume](#)



Example 1

1. List item
 - List item
 - 👉 List item

Hard Skills	Soft Skills

"Tone is also very important depending on which country you're applying in. For instance, American-style resumes are expected to be more self-promoting, whereas other countries,

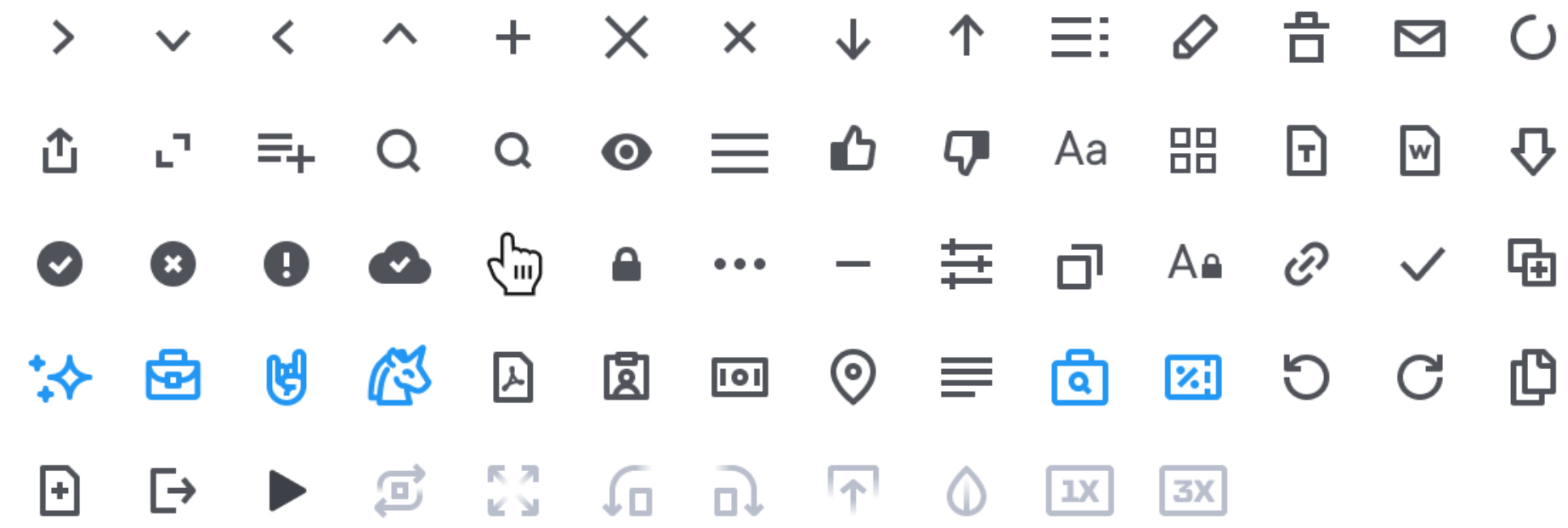
КОМПОНЕНТЫ

Иконки

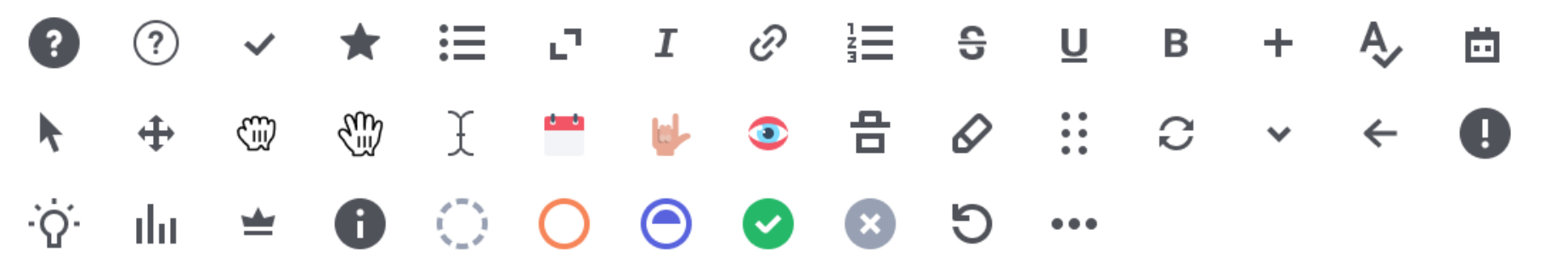
Векторные иконки в боксах кратных базовым единицам размерам.

Icons


24x24



20x20



40x40



Color icons



36x36




New Color icons



32x32



Результат



85% Profile completeness

+10% Add personal details

Personal Details

Job Title ?

Financial Analyst

First Name

Herman

Email

example@gmail.io

Edit additional details

Professional Summary

Include 2-3 clear sentences about your overall experience

Experienced and driven Financial Analyst with an impressive background of managing multi-million dollar budgets while providing analysis and account support within product development departments. Worked to reduce business expenses and develop logical and advantageous operating plan budgets. Experience creating quarterly accruals based on trends and forecasted expenses.

Employment History

Details

Market Street 1, New York, 1021, The USA
(412) 479-6342
example@gmail.com

Skills

- Financial Analysis
- Strategic Planning
- Trend Analysis
- Market Assessment
- Team Leadership

Languages

Spanish

Share

Statistics **NEW**



Sharing Statistics

Your resume was viewed **3** times recently.
That's way above average!

132 **+3**
Views

23 **17%**
Downloads

VIEWING HISTORY



Wondering Evangelist
Viewed for 7 min · Saved PDF

Today, 14:23
Paris, France



Choosing Sender
Viewed for 3 min

Today, 11:17
Amsterdam, Netherlands



Dreaming Innovator
Viewed for 12 min · Saved PDF

Yesterday, 18:39
Moscow, Russia



Jumping Pretender

Yesterday, 15:47

Download Your Attention-Grabbing Resume Now!

To download your resume simply sign up for your Premium Membership. As an added bonus, you'll gain instant access to our premium templates and color palette

\$2.95
7-Day trial subscription

- ✓ Unlimited PDF downloads
- ✓ Unlimited Resumes
- ✓ Unlimited Cover Letters
- ✓ After 7 days, auto-renews to \$24.95 billed every 4 weeks
- ✓ 7-day money back guarantee

[Upgrade & Download](#)

50% DISCOUNT

\$22.45 ~~\$44.90~~
6 months

- ✓ Unlimited PDF downloads
- ✓ Unlimited Resumes
- ✓ Unlimited Cover Letters
- ✓ Non-recurring payment. Pay once

[Upgrade & Download](#)

50% DISCOUNT

\$42.44 ~~\$84.88~~
12 months

- ✓ Unlimited PDF downloads
- ✓ Unlimited Resumes
- ✓ Unlimited Cover Letters
- ✓ Non-recurring payment. Pay once

[Upgrade & Download](#)

85% Profile completeness

Personal Details

Job Title ?

New York

First Name

Tikhon

Email


tikhon@resume.io

Professional Summary

Include 2-3 clear sentences about your overall experience

Employment History

Front-end Developer at Google



Herman Walton

Financial Analyst

Choose another template to export

At the moment only limited amount of templates support DOCX export.

Stockholm

4 322 103 users chose this template



Herman Walton

Financial Analyst

Profile

Experienced and driven Financial Analyst with an impressive background of managing multi-million dollar budgets while providing analysis and account support within product development departments. Worked to reduce business expenses and develop logical and advantageous operating plan budgets. Experience creating quarterly accruals based on trends and forecasted expenses.

Employment History

Financial Analyst at GEO Corp., New York

October 2012 — July 2017

- Created budgets and ensured that labor and material costs were decreased by 15 percent.
- Created financial reports on completed projects, indicating advantageous results.
- Generated financial statements including cash flow charts and balance sheets.
- Created analysis and performance reports for management teams to review.
- Introduced and implemented a different type of software to enhance communication of different organization departments.
- Assessed new development projects generating over \$4.5M in revenue.

Financial Analyst at Sis

September 2008 — September

- Provide reports, ad-cash forecasts, and
- Analyzed supplier contracts and advised in negotiations bringing budgets down by 6%.
- Created weekly labor finance reports and presented the results to management.

Details

Market Street 1, New York, 1021, The USA
(412) 479-6342
example@gmail.com

Skills

Financial Analysis

Strategic Planning

Trend Analysis

Market Assessment

Team Leadership

Languages

Spanish

Links

Facebook

facebook.com/h.walton

Twitter

twitter.com/h.walton

Use This Template

Export to DOCX

Export to TXT

Share a link

**Система не
должна мешать**

КАК СДЕЛАТЬ ЧТОБЫ СИСТЕМА НЕ МЕШАЛА?

Ставь продукт выше системы

- 1. Не усложняй систему и компоненты. Не строй компоненты с 3 и более уровнями вложенности.**
- 2. Система – предписательный инструмент который следует развивать и дополнять. Не забывай обновлять систему для нужд продукта!**

Полезные ссылки

<https://designsystemsrepo.com/design-systems>

<https://designsystemchecklist.com/>

<https://bradfrost.com/blog/post/atomic-web-design/>

Спасибо!