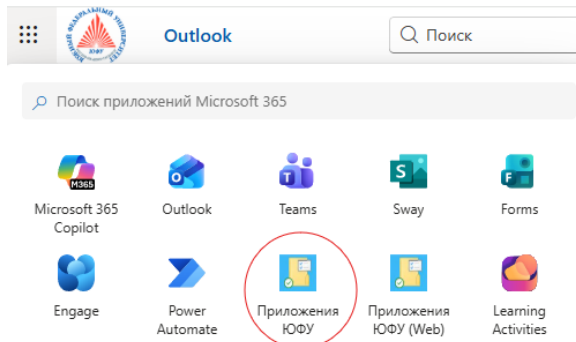



## Working with Matlab


1. In the classrooms of the Institute of Mathematics, Mechanics and Computer Science you can work with Matlab through SFedu Applications (Приложения ЮФУ). Get access to Remote applications here <https://rdf01.sfedu.ru/RDWeb/Pages/en-US/login.aspx> or from your sfedu email box in Outlook:



- 1) Sign in with sfedu email and password.
- 2) Go to the folder For Study (Для обучения)



- 3) Find Matlab and click on it. Remote desktop file (.rdp) will be downloaded.



- 4) Find .rdp file in Downloads and run it. You'll need to sign in with your SFedU account again. Then Matlab will open on your computer.

2. Matlab official website is [mathworks.com](https://mathworks.com), from Russia it can be accessible with vpn. Please register on Matlab official website [mathworks.com](https://mathworks.com) (using you SFedU email to create an account). After the registration on Matlab website, you will have access to Matlab Drive and can benefit from the trial-versions of Matlab and Matlab Online courses <https://matlabacademy.mathworks.com/> Also, you will be able to use Matlab online for free up to 20 hours every month (Matlab in the browser, use vpn) <https://matlab.mathworks.com/>

3. Matlab Drive is available in Matlab online and in the desktop application as well [https://www.mathworks.com/products/matlab-drive.html?s\\_tid=matlab\\_drive\\_fx\\_redirect](https://www.mathworks.com/products/matlab-drive.html?s_tid=matlab_drive_fx_redirect). You can enable MATLAB Drive on the desktop of your personal computer by installing MATLAB Drive Connector <https://www.mathworks.com/help/matlabdrive/ug/install-matlab-drive.html>
4. To save your work in the classroom and then continue at home and vice versa, it is recommended to use cloud storage services.