

Algorithms and Data Structures

Module 2

Lecture 8

Greedy algorithms.

Minimum Spanning Tree Problem.

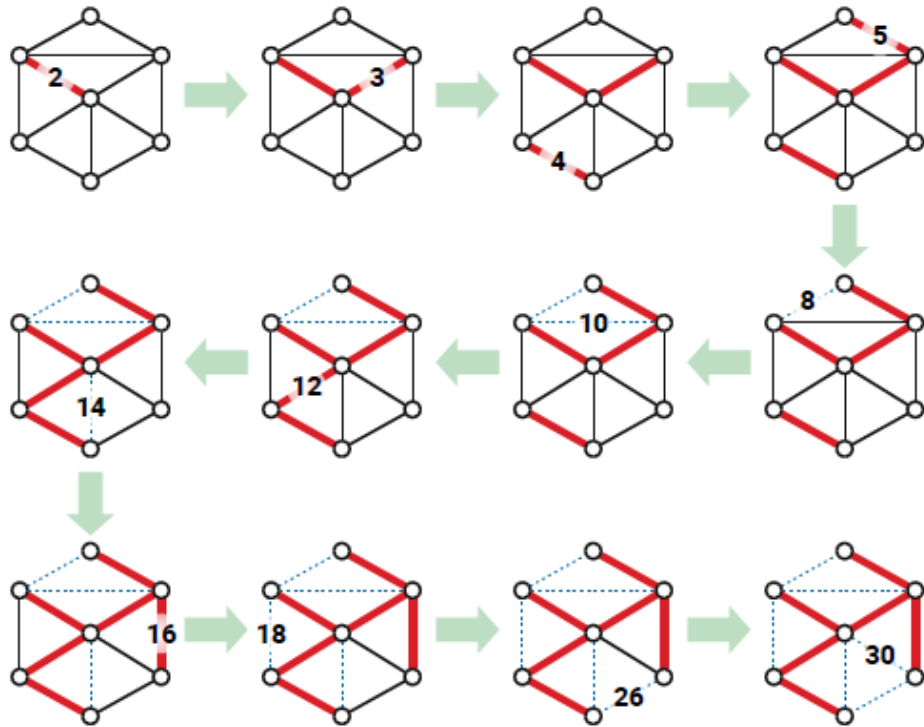
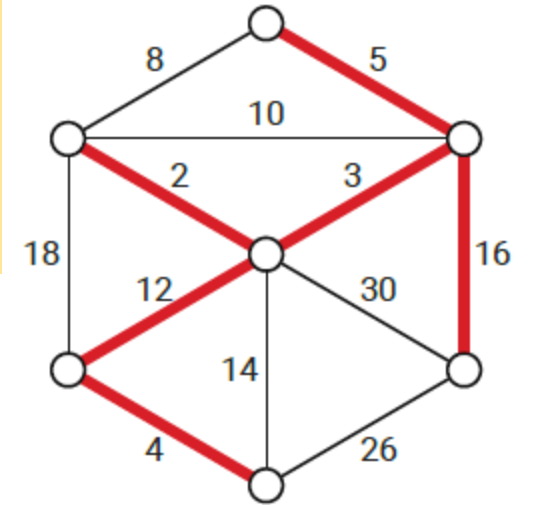
Prim's algorithm.

MST: algorithms

A greedy strategy: start with an empty subgraph; add the *lightest* edge such that it does not create a cycle on the subgraph (the lightest *safe* edge).

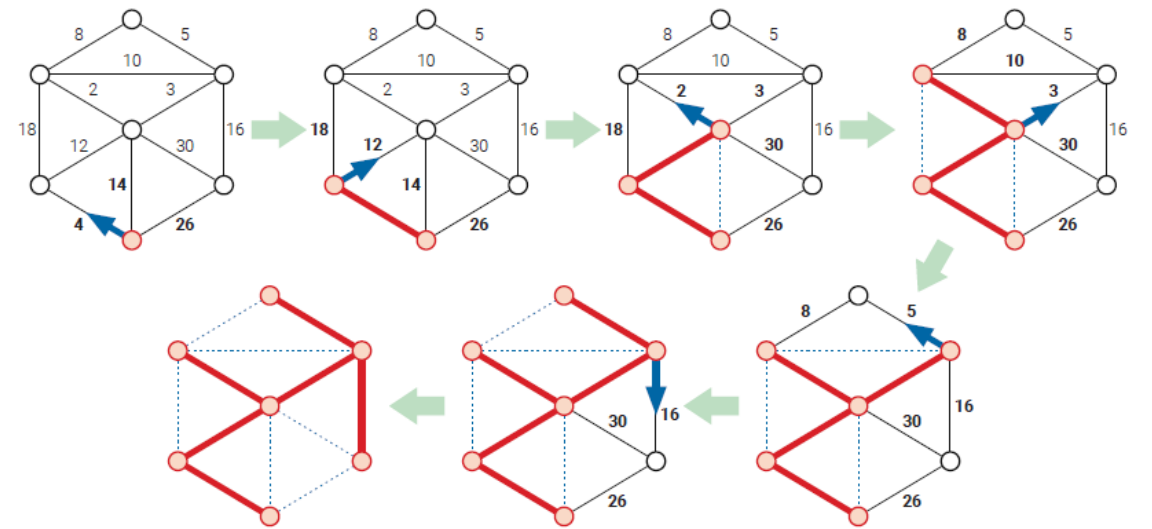
- Kruskal's algorithm: build a *spanning* forest, adding edges until there is one component (tree).
- Prim's algorithm: build the *tree*, adding edges until it spans the graph.

MST: algorithms



Kruskal's algorithm

Prim's algorithm



<http://jeffe.cs.illinois.edu/teaching/algorithms/>

Prim's algorithm

Given a connected graph $G(V, E)$, $|V| = n$, $|E| = m$.

1. $T(V_T, E_T): V_T = \{s\}, E_T = \emptyset$
2. Array $C[1..n], P[1..n]$.
 - $C[s] = 0; P[s]=s$.
 - For each $v \in V \setminus V_T: C[v] = w(s, v); P[v] = s$
3. While $V_T \neq V$:
 - Find $v \in V \setminus V_T: v$ has minimum $C[v]$
 - Add v to V_T ; add $(P[v], v)$ to E_T
 - Update_C&P(v).

Prim's algorithm

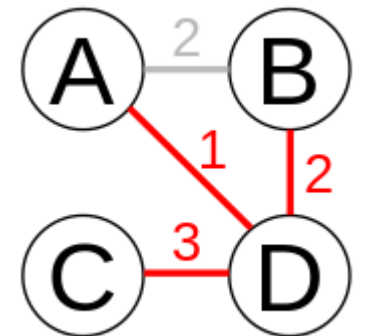
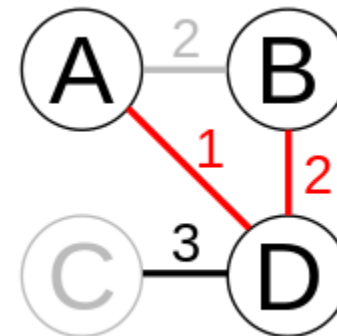
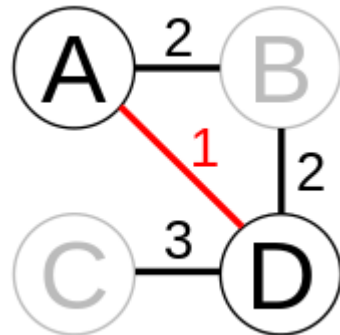
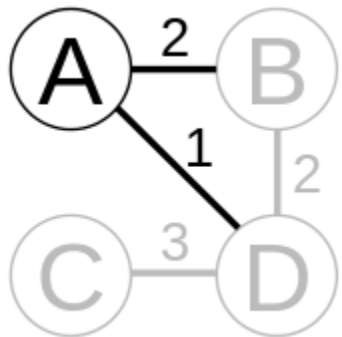
Update_C&P(v)

For each $(v, u) \in E$:

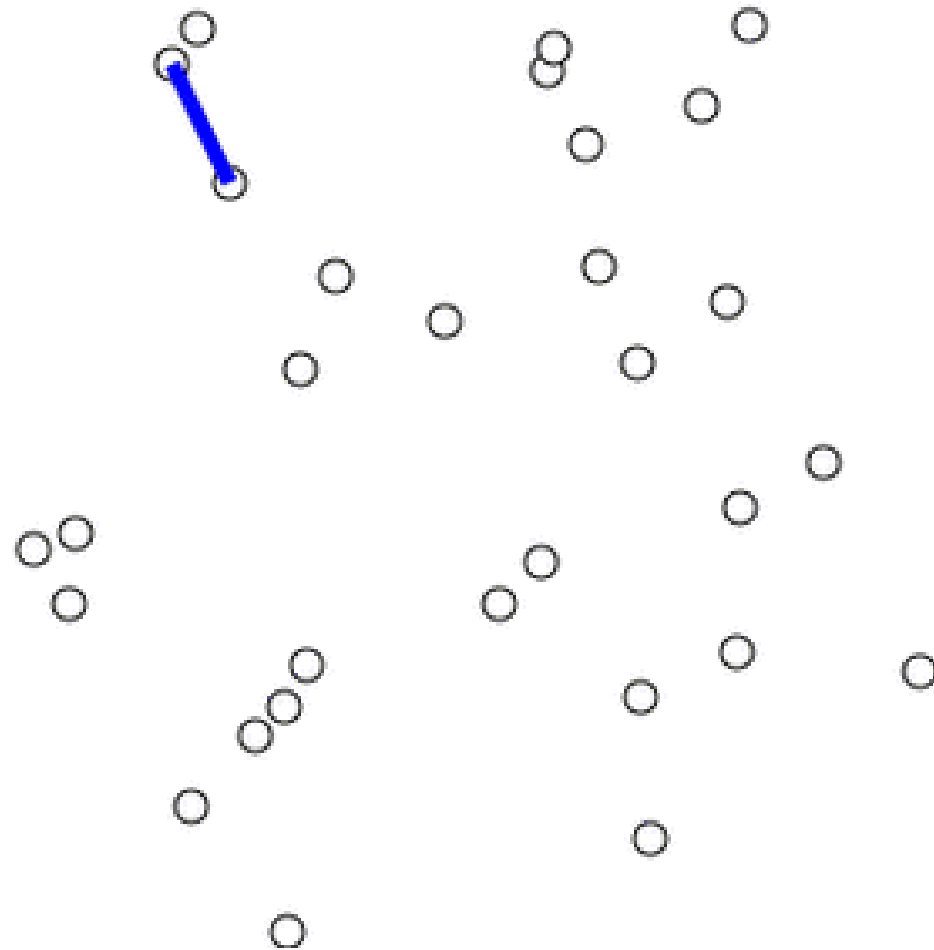
if $u \in V \setminus V_T$ and $C[u] > w(v, u)$:

$C[u] = w(v, u)$

$P[u] = v$



Prim's algorithm



Prim's algorithm

Given a connected graph $G(V, E)$, $|V| = n$, $|E| = m$.

1. $T(V_T, E_T): V_T = \{s\}, E_T = \emptyset$
2. Array $C[1..n], P[1..n]$.
 - $C[s] = 0; P[1..n]=s$.
 - For each $v \in V \setminus V_T: C[v] = w(s, v); P[v] = s$
3. While $V_T \neq V$: **$n-1$ iterations**
 - Find $v \in V \setminus V_T: v$ has minimum $C[v]$ **???**
 - Add v to V_T ; add $(P[v], v)$ to E_T **$O(1)$**
 - Update_C&P(v). **???**

Prim's algorithm

Let us evaluate the total complexity of Update_C&P calls. Actually, we update $C[]$ and $P[]$ at most one time for each edge \Rightarrow the total complexity is $O(m)$.

The complexity of searching for the closest $v \in V \setminus V_T$ depends on the implementation.

Prim's algorithm

- 1) Naïve implementation: scan $V \setminus V_T$ and search for the minimum value of $C[v]$. Each scan needs $O(n)$ time \Rightarrow the total time complexity is $O(m + n^2) = O(n^2)$.
- 2) Use a *priority queue* for keeping $C[v]$ and getting the minimum value at each iteration. The total complexity depends on the priority queue implementation:
 - a) Binary heap: $O(m \log n)$
 - b) Fibonacci heap: $O(m + n \log n)$

Priority queue: definition

- *Priority queue* is an abstract data structure which allows to efficiently append new items and select an item with the highest priority.
- '*Priority*' means numeric values attached to items.
- 'The highest' means either 'the maximum' or 'the minimum' value of priority. Priority queue must be build as either 'max' or 'min' priority queue; for a max-priority queue one can select an item with the maximum priority and cannot select the minimum priority item, and vice versa.
- Priority queue is not a queue...

Priority queue: definition

Priority queue is an abstract data structure which efficiently implements operations:

- `Init(n)` – initialize an empty priority queue with *n* possible items.
- `Build(S)` – build priority queue containing items of *S*.
- `Add(x, prior)` – add item *x* with priority *prior* to the priority queue.
- `GetMin()` / `GetMax()` – get the item with the highest priority.
- `DelMin()` / `DelMax()` – delete the item with the highest priority.
- `ChangePriority(x, new_prior)` – change the priority of *x* to *new_prior*.

Priority queue: definition

For Prim's algorithm we apply:

- At the initialization phase:
 - ✓ $\text{Add}(x, \text{prior})$ – n times
- At the main phase:
 - ✓ $\text{GetMin}()$ – n times
 - ✓ $\text{ChangePriority}(x, \text{new_priority})$ – $O(m)$ times.

Priority queue: implementation

We will study and analyze several ways to implement a *priority queue*:

- Array-based implementations
 - ✓ Linear (unsorted) array
 - ✓ Sorted array
 - ✓ Dynamic linked sorted list
- Tree-like data structures
 - ✓ Binary search tree
 - ✓ 2-3 tree
 - ✓ Binary heap

Priority queue: array-based implementation

Unsorted array:

- `Add(x, prior)` – append to the end of array. $O(1)$
- `GetMin()` – scan the array for the most prioritized item. $O(n)$
- `DelMin()` – locate the most prioritized item and remove it (shift the tail of the array to the left). $O(n)$
- `ChangePriority(x, new_prior)` – locate item `x` in the array and change its priority. $O(n)$

Total complexity: $O(mn)$

Priority queue: array-based implementation

Sorted array:

- `Add(x, prior)` – insert x to the proper position. $O(n)$
- `GetMin()` – get the first item. $O(1)$
- `DelMin()` – delete the first item, shift other items to the left. $O(n)$
- `ChangePriority(x, new_prior)` – locate item x in the array, remove it and insert to the new position. $O(n)$

Total complexity: $O(mn)$

Priority queue: array-based implementation

Dynamic linked sorted list:

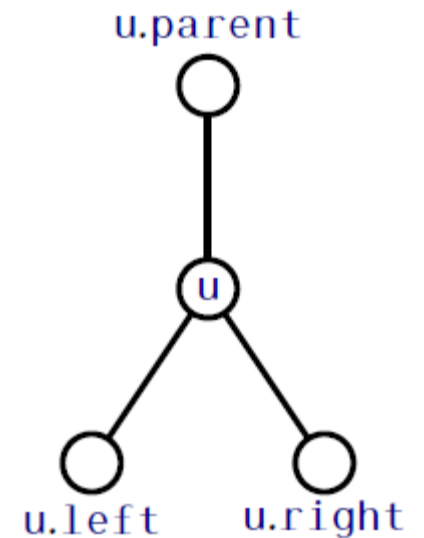
- `Add(x, prior)` – insert x to the proper position. $O(n)$
- `GetMin()` – get the first item. $O(1)$
- `DelMin()` – delete the first item. $O(1)$
- `ChangePriority(x, new_prior)` – locate item x in the array, remove it and insert to the new position. $O(n)$

Total complexity: $O(mn)$

Priority queue: binary search tree

Binary tree is a graph for which the following conditions hold:

- a) It is a tree (=connected acyclic graph).
- b) One vertex is marked as the *root* of the tree.
- c) Each vertex has 0-2 *children*. Vertices with no children are called *leaves*.
- d) For each non-leaf vertex, its children are marked as the *left* child and the *right* child. Even if there is only one child, its either the left or the right one.



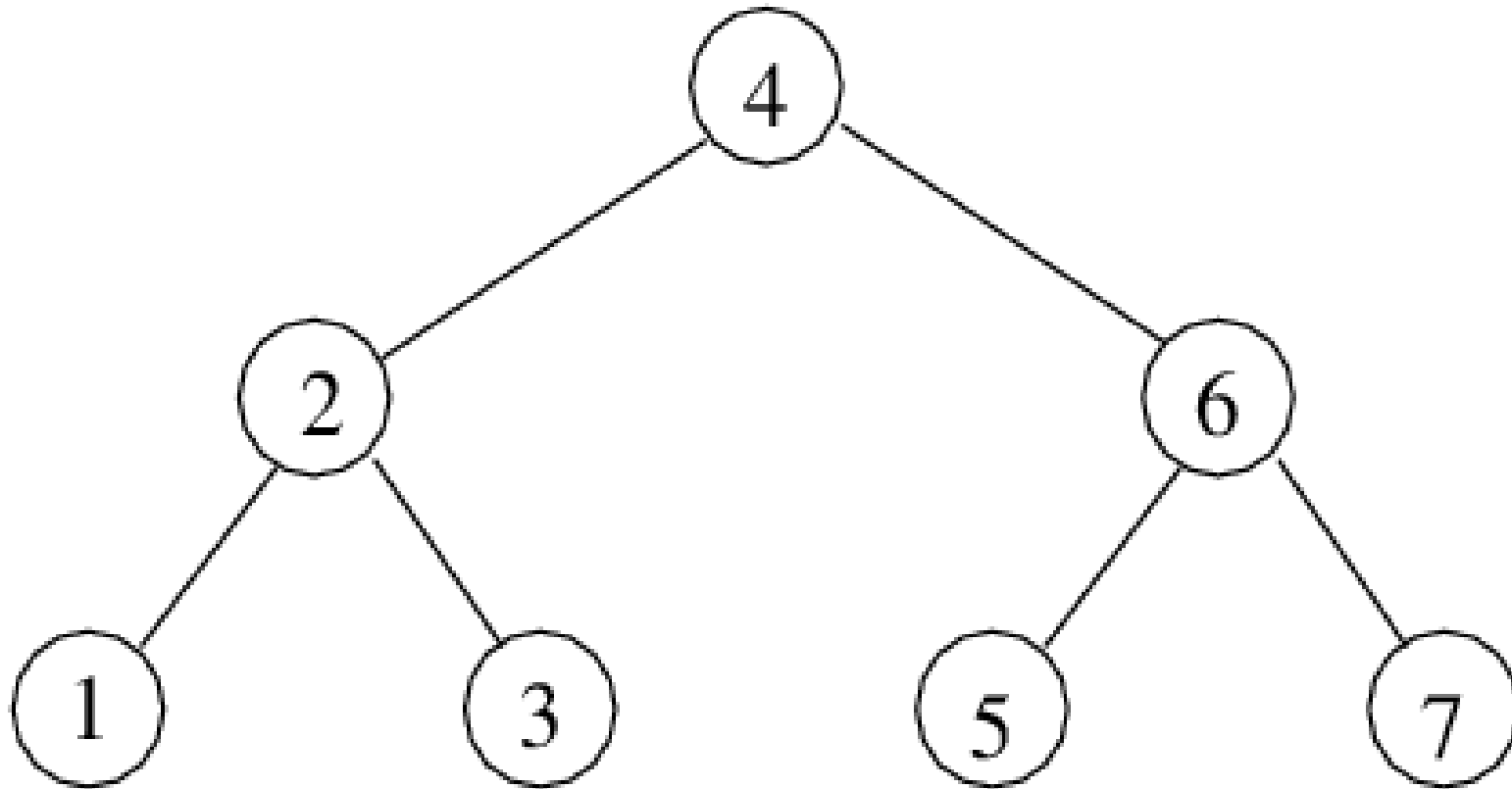
Height of a binary tree is the maximum length of a path from a leaf to the root.

Priority queue: binary search tree

Binary search tree (BST) is a binary tree for which the following conditions hold:

- a) Each vertex of BST keeps an item with attached numeric key.
- b) BST property holds for each vertex with key K :
 - All vertices in the left subtree keep keys which are less than K .
 - All vertices in the right subtree keep keys which are greater than or equal to K .

Priority queue: binary search tree



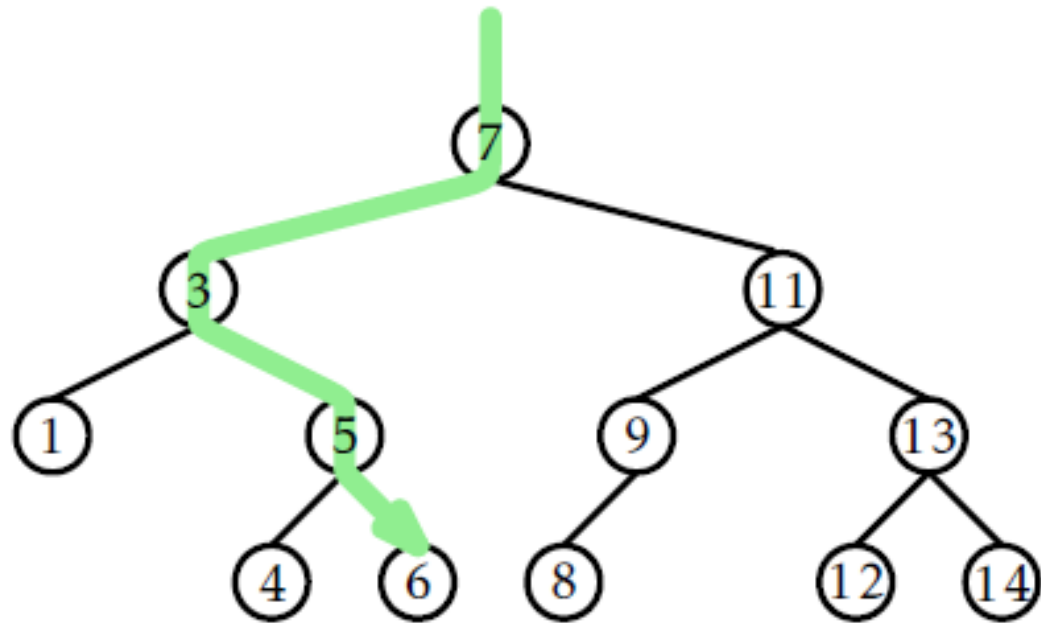
Priority queue: binary search tree

A helper function `Find(K)` :

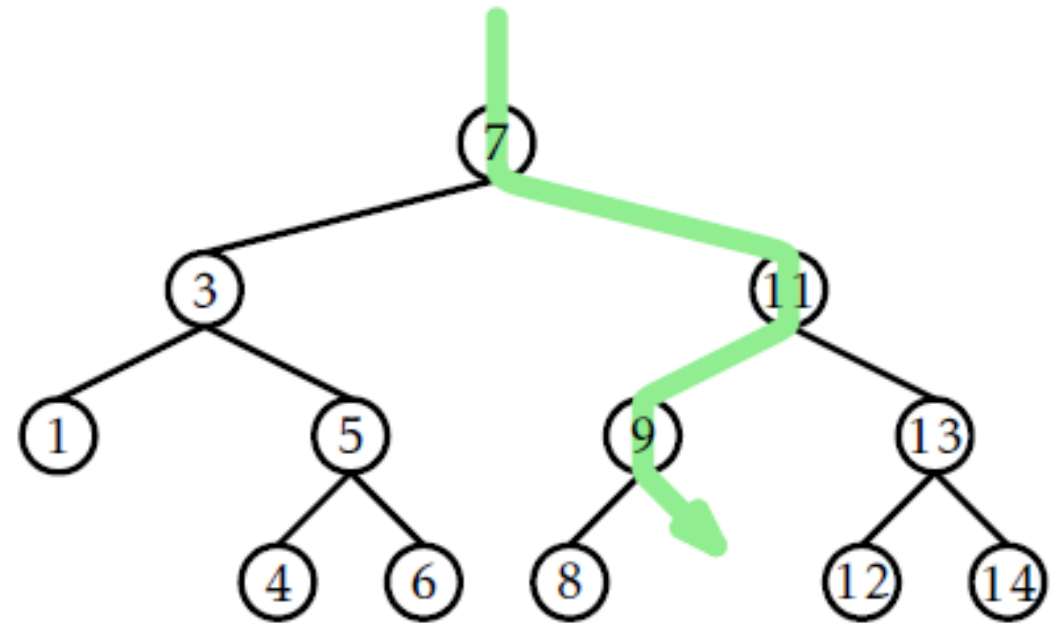
1. Start from the root (current vertex = root of the BST).
2. If current vertex's key = K then key is found.
3. Else if current vertex's key is greater than K then move to the left child (current vertex = left child).
4. Else move to the right child (current vertex = right child).
5. Repeat steps 2-4 until key is found or a leaf is reached.
6. Return 'true' and the position of the found vertex or 'false' and the position where the vertex would be located.

Time complexity: $O(h)$, where h is the height of the BST.

Priority queue: binary search tree



Searching for key=6 (successful)



Searching for key=10 (unsuccessful)

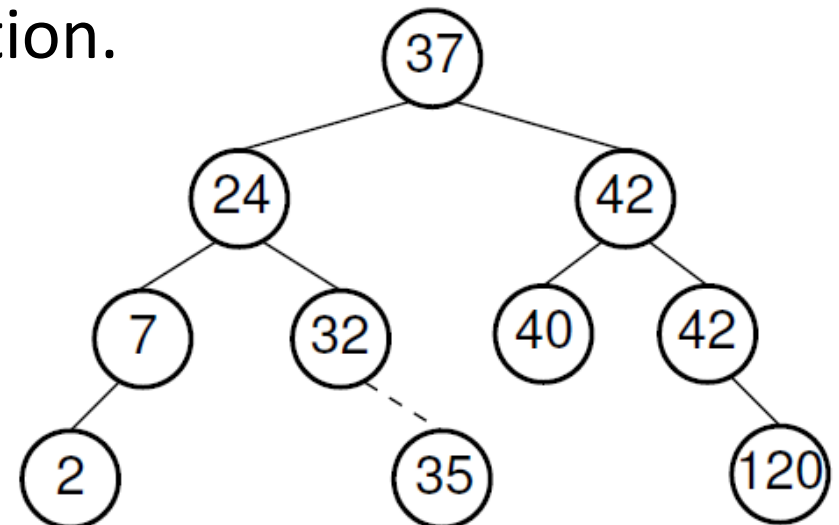
<http://opendatastructures.org/>

Priority queue: binary search tree

`GetMin()` : start from the root and move to the leftmost vertex, i.e. stop when the current vertex has no left child. Time complexity: $O(h)$.

`Add(x, key)` : search for the position at which x would be located in the BST, then add a new vertex to this position.

Time complexity: $O(h)$.

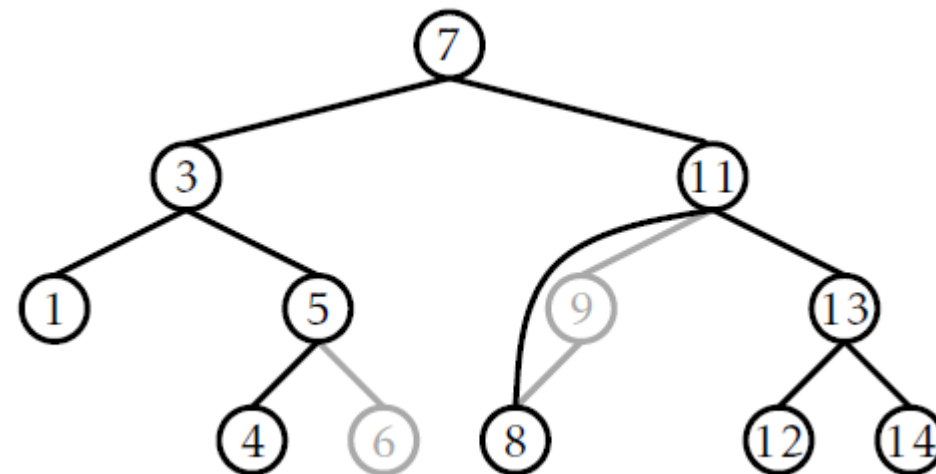


Priority queue: binary search tree

`DelMin()` : delete the leftmost vertex of the BST.

Deleting a vertex v from the BST:

- If v is a leaf: simply remove the vertex, no additional operations needed.
- If v has only one child: replace v with that child.

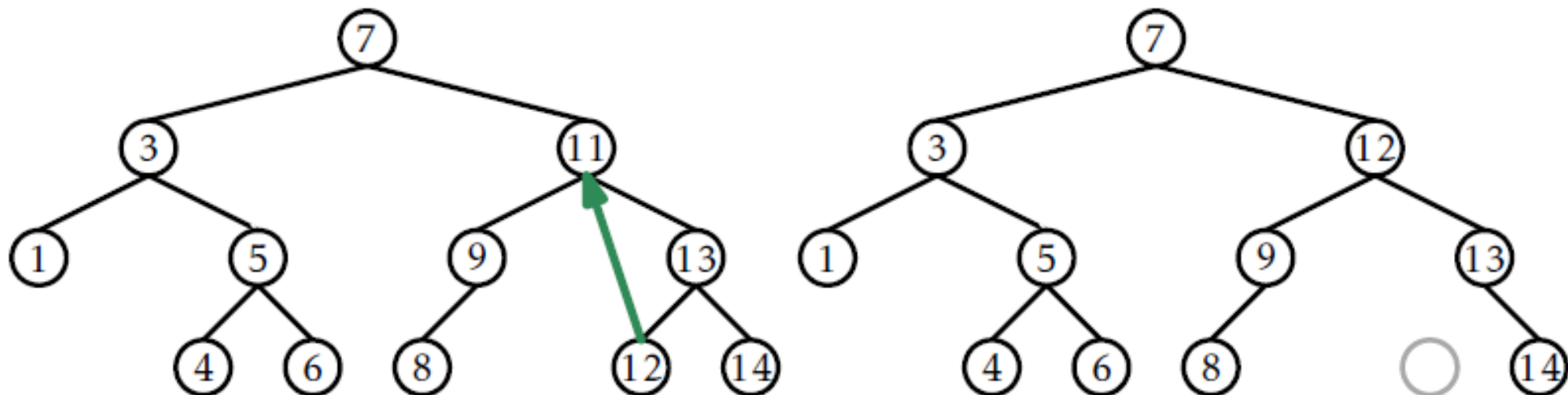


Priority queue: binary search tree

Deleting a vertex v from the BST:

- If v has two children:
 - Find the leftmost vertex w within the right subtree.
 - Move vertex w to the position of v .

Time complexity: $O(h)$.



Priority queue: binary search tree

Summary of time complexity for BST: `GetMin`, `DelMin`, `Add` have time complexity $O(h)$, where h is the height of the BST.

Height is $O(\log n)$ on average but $O(n)$ in the worst case ☹️

